

SCT Linguatext Instructions

1. The Regulations define the procedure for SCT Linguatext, or Test. The candidate is obligated to familiarise himself/herself with these Regulations before the start of the Test and to comply with them until the end of the Test.
2. The date, place, and time of the Test are stated in the Itinerary which is sent to the candidate after he/she has registered for the Test.
3. If the candidate takes a paper-based or computer-based Test, he/she must arrive to the test centre 45 minutes prior to the start of the Test. The verification procedure starts 45 minutes before the time listed in the schedule. If the candidate is late, the Test time is not extended.
4. The candidate must have his/her ID (a Russian passport for Russian Federation citizens or a valid foreign passport) and a pass for the test-centre building. If the candidate arrives at the test centre without a valid ID, he/she will not be allowed to take the Test (photocopies are not considered to be a valid form of identification.)
5. All the materials (draft paper, stationery, answer sheets) are distributed by the invigilators during the Test.
6. During the Test, it is **prohibited** to:
 - use any electronic devices. All electronic devices (smartphones, tablets, laptops, etc.) must be switched off prior to the start of the Test and placed in the designated safekeeping place;
 - use wristwatches or smartwatches;
 - discuss the Test tasks with the other candidates;
 - leave the Test area without express permission from the invigilator;
 - copy or take away test materials, including drafts;
 - use dictionaries, textbooks, guidebooks, including electronic ones;
 - copy other candidates' answers;
 - show aggression towards other candidates and/or invigilators;
 - make noise, talk loudly, or otherwise disrupt the work of other candidates.

If the candidate breaks any of these rules, he/she will be removed from the Test. In this case, a certificate will not be issued.
7. During the test, the candidate is allowed to have water in a transparent bottle with no label, medicine, and medical equipment.
8. The test is conducted both in written and oral formats and consists of four sections: *Reading, Writing, Listening, and Speaking*. The allotted time for each section is: *Reading*

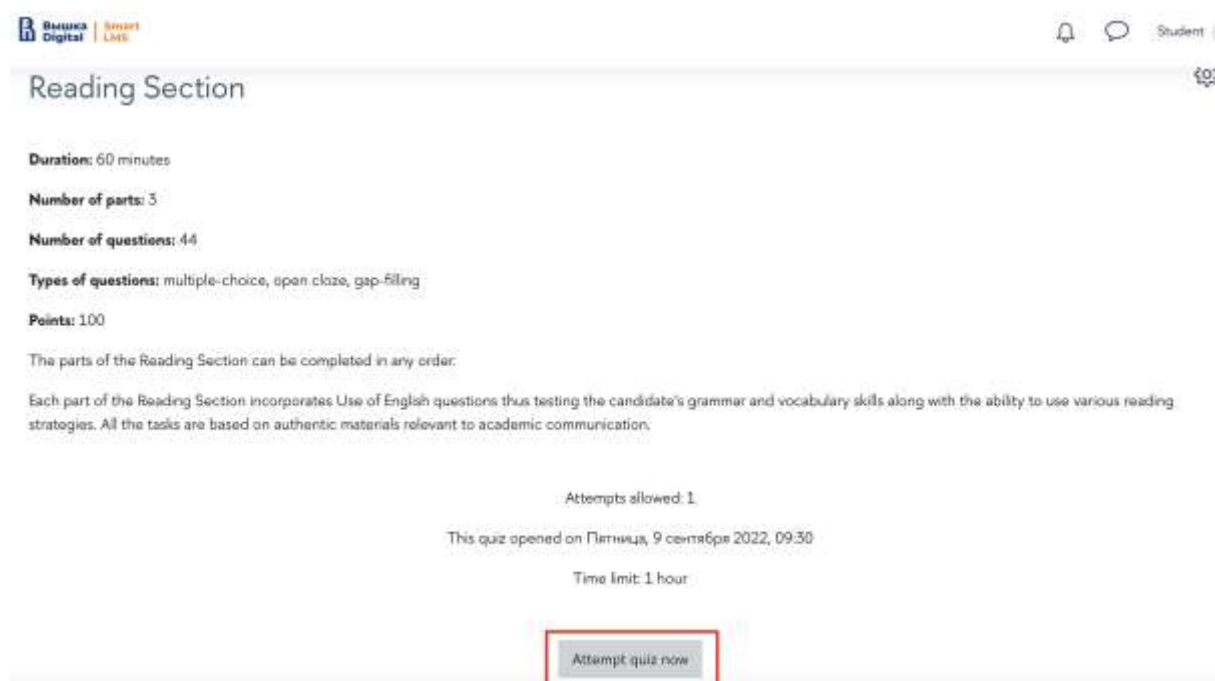
- 60 minutes, *Writing* – 65 minutes, *Listening* – approximately 40 minutes, *Speaking* – approximately 20 minutes. A break is designated between the Test sections.
9. The Test results are verified with a certificate which is issued within 4 to 6 weeks since the Test date. Points for each section of the Test are included in the certificate. The final SCT Linguatест score and the English-language level of the candidate can be verified with a certificate only if the candidate completes all the four sections of the Test and gets at least 11 points for each section. Once the certificate has been issued, the candidate is informed via the email address that he/she has used during the Test registration process.
 10. The candidate is not permitted to view his/her completed test or to appeal to the test results.

Computer-based Test Instructions

11. SCT Linguatест is conducted on the SmartLMS online platform - <https://et.hse.ru>. To log in, the candidate must use the email address that he/she has used during the Test registration process.
NB! The candidate can access the Test on the platform only on the day of the Test.
12. Once the registration on the platform has been completed, the candidate will get access to the first Test section – *Reading*.



To begin the Test, the candidate must study the instructions of the first section and then click *Attempt quiz now*.



NB! The candidate can start the Test only at the time when the Test officially starts according to the Itinerary.

To navigate between the tasks in a Test section, the candidate can use the right-hand panel or the **Next page** button in the bottom-right corner of the screen.

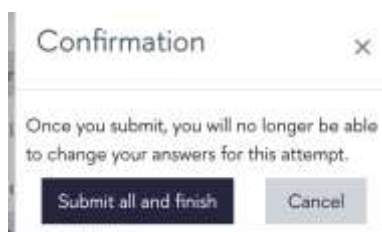
The timer is displayed below the navigation panel on the right side of the screen.



The candidate is allowed to use draft paper while completing the tasks of the *Reading* section. The drafts must be submitted to the invigilators at the end of the Test. Drafts are not submitted for grading.

Once the candidate has completed all the tasks in the *Reading* section, he/she must save the answers and complete the section by pressing the **Submit all and finish** button.

NB! Once the section has been completed, it is not possible to return to it and change the answers.



13. Upon the completion of the *Reading* section, access to the *Writing* section is granted.



The candidate is advised to read the description of the *Writing* section before starting the attempt. The *Writing* section consists of two parts. Each candidate can decide how much time should be allocated for each part. It is recommended to spend approximately 20 minutes on Part 1 and the remaining 45 minutes on Part 2.

Writing



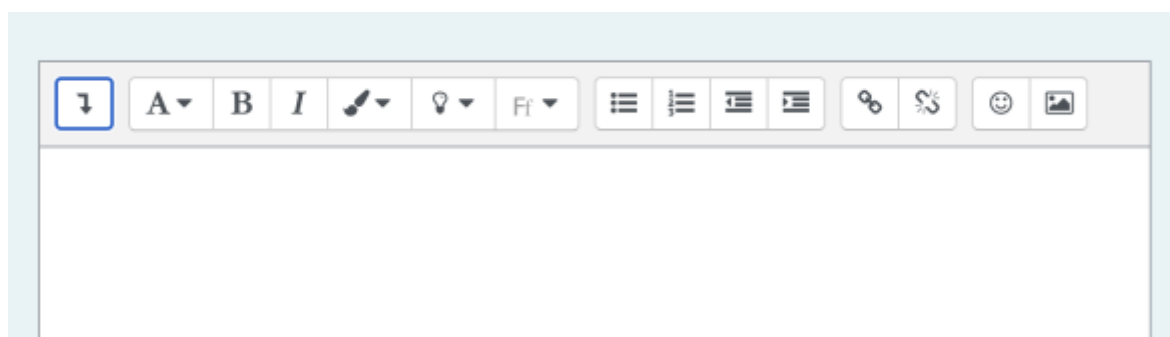
The **Writing section** lasts 65 minutes and consists of two parts. Each candidate can decide how much time should be allocated for each part. It is recommended to spend approximately 20 minutes on Part 1 and the remaining 45 minutes on Part 2. The Writing section includes tasks specific to academic communication.

Duration: 65 minutes

Number of parts: 2

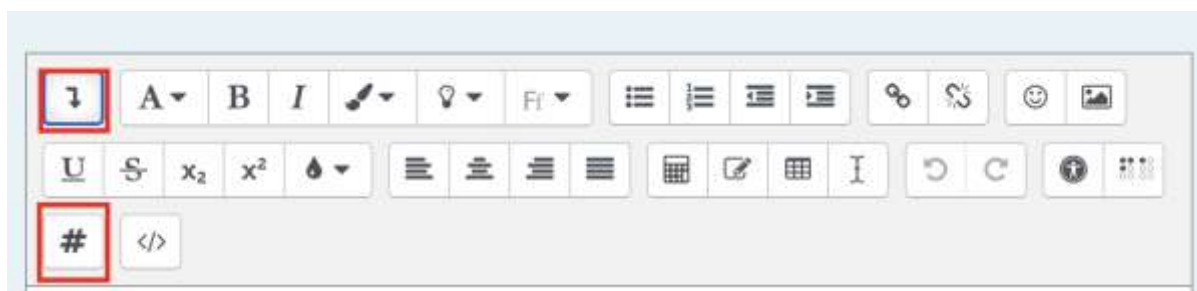
Points: 100

The candidate's answer must be typed into the designated field on the platform:



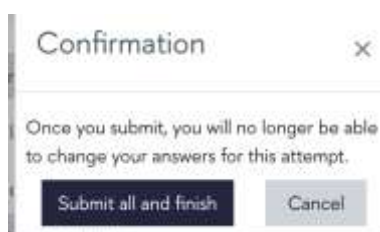
The candidate is allowed to use draft paper while completing the tasks of the *Writing* section. The drafts must be submitted to the invigilators at the end of the Test. Drafts are not submitted for grading.

NB! The platform features an automatic word counter. To use it, the candidate should click the downward arrow in the top-left corner of the menu panel, then choose the # icon.



Once the candidate has completed all the tasks in the *Writing* section, he/she must save the answers and complete the section by pressing the **Submit all and finish** button.

NB! Once the section has been completed, it is not possible to return to it and change the answers.



14. Upon the completion of the *Writing* section, access to the *Listening* section is granted. The Listening section is made up of three parts. The entire *Listening* section lasts approximately

40 minutes. The candidate is advised to read the description of the *Listening* section before starting the attempt by clicking the *Attempt quiz now* button.

Listening



The **Listening** section lasts approximately 30 minutes. There are three parts in this section with tasks based on dialogues and monologues. This section consists of multiple-choice, sentence completion, and gap-filling questions. All the tasks are based on General English and Academic English materials.

Duration: 33 minutes approx.

Number of parts: 3

Number of questions: 33

Points: 100

Each task of the *Listening* section contains a separate audio file. Once a task is opened, the audio starts playing automatically. The candidate must not stop or rewind the audio file. The audio file contains pauses which start and stop automatically and do not require any actions on the part of the candidate. The pauses allow the time for the candidate to read the tasks and instructions in the *Listening* section.

The tasks remain on the screen while the audio is playing. All the tasks in the *Listening* section must be completed in order.

The candidate is allowed to use draft paper while completing the tasks of the *Listening* section. The drafts must be submitted to the invigilators at the end of the Test. Drafts are not submitted for grading.

Once the candidate has completed all the tasks in the *Listening* section, he/she must save the answers and complete the section by pressing the **Submit all and finish** button.

NB! Once the section has been completed, it is not possible to return to it and change the answers.

15. The fourth section of SCT Linguatест is *Speaking*. Access to the *Speaking* section is granted upon the completion of the *Listening* section. The entire *Speaking* section lasts approximately 20 minutes, while the candidate can decide how much time to allocate for each task of the section. The candidate is advised to read the description of the *Speaking* section before starting the attempt by pressing the *Attempt quiz now* button.

Duration: 20 minutes approx.

Number of parts: 2

Points: 100

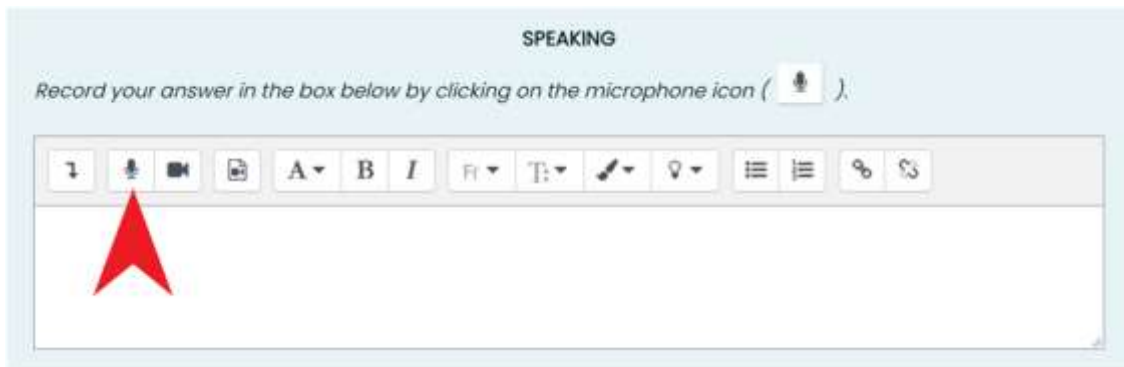
The **Speaking** Section consists of two parts. Part 1 includes a series of introductory questions on general topics, as well as an academic discussion topic. Part 2 is more academic-specific and requires a candidate to provide extended commentary on a presentation.

To make a recording, you should first press the **"Record"** button on Smart.MS panel and then press **"Start Recording"**.

You can move around the panel with the **"Start Recording"** button to better see the questions on the screen.

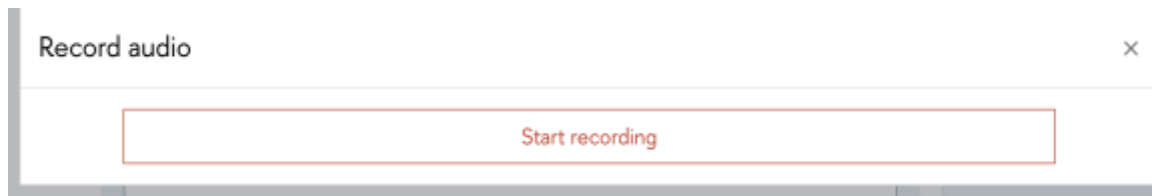
Press **"Stop Recording"** and **"Attach Recording"** when you finish speaking.

Part 1 of the *Speaking* section contains a video recording with Questions 1-7. To complete the task, the candidate must press the *Play* icon on the video player and then the *Record* icon on the menu panel.



The recording is done in a separate window. In order to begin recording, press the *Start recording* button.

NB! If the recording window is blocking the task, the window can be moved by right-clicking on the mouse. While the recording is in progress, the recording window cannot be closed or minimised.



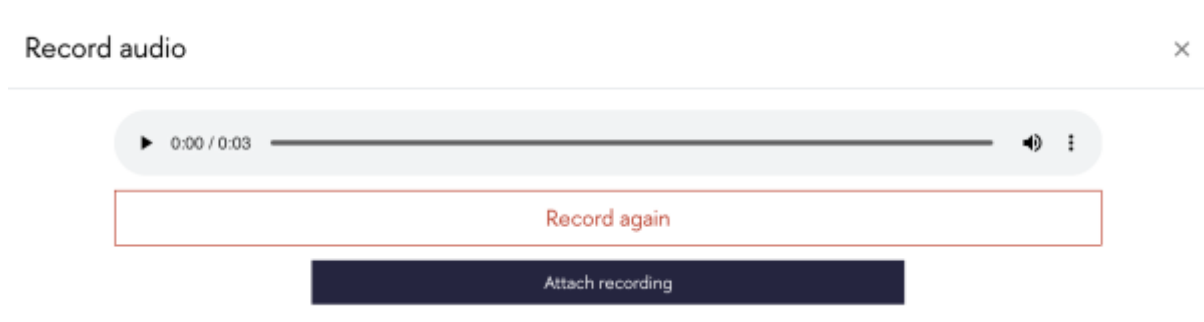
The video in Part 1 contains a 30-second pause after each of the questions (1-6), during which the candidate should say the answer to each question out loud. The video displays a countdown timer for each 30-second pause.

Question 7 consists of a discussion topic with several questions and is accompanied by a 2-minute pause for the candidate to prepare an answer. Once the countdown timer has reached 0, the candidate should start saying his/her answer to Questions 7 out loud.

NB! Once the candidate starts recording his/her answers, the recording must continue till the end of the candidate's answer to Question 7. The candidate must finish recording and submit the full answer to Questions 1-7. The candidate must not stop recording while listening to the questions.

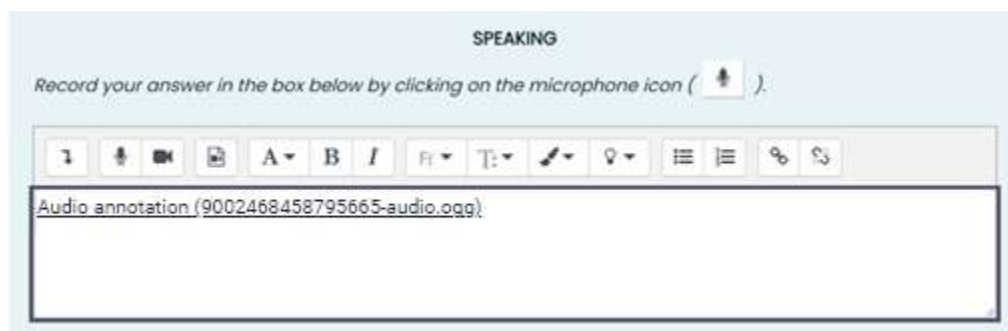
To finish recording the answers, the candidate must press the *Stop recording* button. After that, the candidate will have a chance to play back the recording to check the sound quality.

To submit the full answer, the candidate must press the *Attach recording* button.



NB! The candidate must finish recording and submit the recording before the end of the Test. Only then will the recording be saved and submitted for grading.

This is what the attached audio file looks like:



NB! Part 2 of the *Speaking* section contains a separate window for the candidate's answer which is recorded separately.

Once the candidate has completed all the tasks in the *Speaking* section, he/she must save the answers and complete the section by pressing the **Submit all and finish** button.

NB! Once the section has been completed, it is not possible to return to it and change the answers.

16. Once all the Test sections have been completed, the candidate will no longer have access to any Test sections.